



## CityKids Lesson and Resources - April 12, 2020

Find all resources and video on [www.newcitychurch.cc/citykids-resources](http://www.newcitychurch.cc/citykids-resources)

### THIS WEEK'S VIDEO - TO WATCH DURING THE SERMON

Weekly video link: <https://youtu.be/3F0rt2AiqJY>

### DISCUSSION QUESTIONS - TO BE USED THROUGHOUT THE WEEK

- **WHY SHOULD YOU PRAY WHEN YOU FACE A DIFFICULT TASK?**  
Follow Jesus' example and pray when you face a difficult task. God has promised to answer you, be near you, and guide you. Memorize verses about God's help and use them in your prayers.
  - [Joshua 1:9](#)
  - [Psalms 121:2](#)
  - [1 John 3:22](#)
- **WAS JESUS' LIFE A GOOD EXAMPLE OF SUBMITTING TO GOD'S WILL?**  
Yes! In the Garden of Gethsemane, Jesus told the men who arrested Him that He could ask His Father for thousands of angels to protect them, but that would prevent the Scriptures being fulfilled (Matthew 26:54). Jesus submitted to God's will and plan for His life. You can follow His example by knowing that God has a plan for your life and submitting to His will instead of trying to "do your own thing."
  - [Matthew 26:54](#)
- **DID JESUS MODEL HOW TO STAND FIRM IN THE FACE OF OPPOSITION?**  
Yes. Jesus' life is an example of how you can remain calm and stand firm when you face opposition. Being falsely accused, laughed at, or teased is hurtful, but Jesus understands because He experienced it Himself. Jesus also teaches you to "turn the other cheek" (Matthew 5:39), to love your enemies (Luke 6:27), and to forgive those who act against you (Matthew 6:12). Bless those who oppose you, and pray for them (Romans 12:14). When you face opposition, stand firm, put on the whole armor of God (Ephesians 6:10-17), and "resist the devil" (James 4:7).
  - [Matthew 5:39](#)
  - [Luke 6:27](#)
  - [Matthew 6:12](#)



# CityKids

- [Romans 12:14](#)
- [Ephesians 6:10-17](#)
- [James 4:7](#)

- **HOW CAN JESUS CONNECT US TO GOD?**

In the book of Romans especially, you will find the truth that your sin separates you from God - but Jesus, through His sacrificial death on the cross, has made it possible for you to have a relationship with God.

- a. All have sinned and come short of the glory of God (Romans 3:23).
  - b. The wages of sin is death, but the free gift of God is eternal life through Christ Jesus our Lord (Romans 6:23).
  - c. But God showed his great love for us by sending Christ to die for us while we were still sinners (Romans 5:8).
  - d. If you confess with your mouth that Jesus is Lord and believe in your heart that God raised him from the dead, you will be saved (Romans 10:9).
- This SuperTruth is also expressed clearly in the following verses:  
Colossians 1:20: "And through him God reconciled everything to himself. He made peace with everything in heaven and on earth by means of Christ's blood on the cross."  
John 1:12: "But to all who believed him and accepted him, he gave the right to become children of God."
    - [Romans 3:23](#)
    - [Romans 6:23](#)
    - [Romans 5:8](#)
    - [Romans 10:9](#)
    - [Colossians 1:20](#)
    - [John 1:12](#)

- **WHY SHOULD YOU TELL OTHERS ABOUT JESUS?**

Christians believe in a risen Savior. Jesus is the Son of God who rose from the dead and is alive. His burial tomb is empty. Your faith is not in a dead person or a stone idol but in a living person. He loves you and is present with you through God, the Holy Spirit. Obey Jesus and tell others that He is alive. Pass on the good news. Tell people about Him everywhere (Acts 1:8).


In Matthew 28:19-20, Jesus encouraged his followers to, "[G]o and make disciples of all the nations, baptizing them in the name of the Father and the Son and the Holy Spirit.



Teach these new disciples to obey all the commands I have given you. And be sure of this: I am with you always, even to the end of the age." This is what is referred to as the Great Commission.

- [Acts 1:8](#)
- [Matthew 28:19-20](#)

(COLORING PAGES ON THE FOLLOWING PAGE)



HE LIVES!

JOY!

CHRISTMAS

OUR LIGHT HAS COME!

HEAVEN

PRAISE God!

Mini story - to - children . com

Mandy Grace '11

# 50 EGGstra Fun Easter Activities for Kids (and Parents!)

By **fionap** - March 1, 2020 Last Updated: April 8, 2020



**643**  
SHARES

Facebook Twitter WhatsApp More

With Easter on the way and school holidays to fill, you can combine seasonal fun with crafts to occupy the tag to chicken pinatas and hilarious Easter jokes, here are **50 EGGstra fun Easter activities for kids** to

**Sign up** for our free Newsletter stuffed full of ideas, competitions and offers. **PS Did we mention**

Before you get started, download our **FREE Easter Fun Things to Do Checklist** so you can plan your Easter involved.

Don't forget to let us know how you get on!


## Make Easter Memories!

Easter is one of the best times to be a kid – make the most of it with these **fun Easter family traditions!**

[TELL ME MORE](#)

## Eggcellent Easter Activities for Kids

### #1. Hold an Easter Egg Hunt



Whether it's indoors or outdoors, a treasure egg hunt or hunting by names, this will surely bring out the a glimpse of the competitive side of your kids!

This is the ultimate in classic Easter activities for kids! If you want some tips, follow our simple **egg hunt** own and try decorating your easter eggs using this **melted crayon craft**.

**You May Also Enjoy [Egg Hunt Ideas to make you the Coolest Bunny on the Block](#)**

## #2. Make an Easter Wreath

Learn [how to make an Easter wreath](#) – It's a fun craft activity and can decorate your home with some

Get our your glue gun and stick some painted plastic eggs to a wire or faux wreath. Then, place some straws sitting facing each other at the bottom of the wreath. Glue them into place as well and hang the holiday

## #3. Make Easter Cookies



Bake some cookies together and decorate them with Easter themes using brightly coloured icing. Take a look at our [Easy Easter Cookies the Kids will Love](#).

## #4. Create an Easter Egg Mosaic

An Easter egg mosaic is the perfect activity to engage your toddler – and will have them with sticky fingers!

You May Also Enjoy [15 Cutest Ever Easter Crafts for Kids](#)

## #5. Make Chocolate Nests



To make chocolate nests:

- Add 100g of butter, 1 tbsp cocoa powder, 50g milk chocolate buttons and 75g of golden syrup in a bowl
- Microwave on high for 1.5mins and mix together.
- Crumble 4 Shredded Wheat over the bowl and mix with rest of ingredients.
- Place a generous spoonful in each of 12 bun cases (the nests).
- Press the centre of each nest down slightly to form a dip and place 3 chocolate mini eggs in each dip.
- Chill for 30 minutes before serving.

You May Also Enjoy [How to Make Your Easter Cupcakes Recipes Rock!](#)

## Looking For More?

Download your [FREE Easter word search](#) and see if you can find them all!

[SHOW ME MORE!](#)

## #6. Hold an Egg Race

Let all the race participants decorate their own hard boiled egg with paint, glitter, etc. Then hand them all to the predetermined course.

The winner will be the one who reaches the finish line first without dropping their egg.

You May Also Enjoy [50 Egg-straordinary Places for an Easter Egg Hunt & to See The Easter Bunny](#)

## #7. Play Bunny, Bunny, RABBIT!

If your kids have plenty of energy to burn, this is the game for them! As you've probably guessed, this is duck, duck, GOOSE game. Here's how to play:

1. Sit the kids down in a circle, and select one child to be "it".
2. The "it" child walks around the outside of the circle patting each player on the head and saying "bunny".
3. Both the "it" child and the RABBIT must hop around the circle trying to reach the vacant spot.
4. Whoever doesn't make it to the spot in time is then "it".

**You May Also Enjoy [12 Egg-citing Easter Games for Kids](#)**

## #8. Egg Toss

You will need plastic Easter eggs and a basket. Using colourful adhesive tape, draw a line on the floor. Ch Draw another line a short distance away and deposit the basket near this line. Give each child five eggs. eggs towards the basket. The child who successfully throws the most eggs in the basket wins.

**You May Also Enjoy [10 of the Best Apps for Kids this Easter](#)**

## #9. Make Easter Cards

Some colouring pencils or crayons, paper and a scissors are just about all you need to make some [cute](#) of our favourite Easter activities for kids of all ages, it's a great keepsake to send to grandparents and lo

## #10. Go to a Pet Farm



This is the perfect time of year to visit a pet farm. After the long winter, the kids will love to run around t spring. Feed a bottle to a baby lamb or cup a baby chick in your hand.

**You May Also Enjoy [The Best Farm Experiences In Ireland for Kids](#)**

## #11. Get Colouring

Print off some fun [Easter colouring pages for the kids](#) to colour or paint. Then hang them up around seasonal decor. Your little artist will be thrilled to feature in their very own gallery!

## #12. Make an Easter Piñata

This is so cute – and although it may look difficult to make, it's not if you follow our simple steps. To be honest, the hardest part will be resisting the urge to eat some of the sweets you fill this [Easter Piñata](#)

Once your piñata is made, hang it and get ready for the chaos that ensues when the kids get involved.

For alternatives to a chick, what about a fluffy sheep, with a piñata covered in cotton balls?

## #13. Read Some Classics

*The Tale of Benjamin Bunny, The Tale of Mr. Tod, The Tale of Peter Rabbit and The Tale of the Flopsie Bunnies* are lovely stories to read with your children during this time. Borrow them from your local library purchase these classics for your own library at home – they are sure to become family favourites!

## #14. Watch some Easter movies together

There are lots of great [Easter Movies](#) that you can sit down together and watch this Easter. Which one i

## #15. Tell Some Easter Jokes

Who's the funny bunny in your family? Get the giggles started with some fun Easter jokes, including such

Q: What do you get if you pour hot water down a rabbit hole?

A: Hot cross bunnies!

**You May Also Enjoy [Download Your FREE Easter Knock Knock Jokes](#)**

## #16. Head out for a Cycle

Pop on your helmets and hop on your bikes, then head off to cycle one of your favourite routes. Keep an about!

**You May Also Enjoy [10 Cracking Easter Activities for Kids Outdoors](#)**

## #17. Make Easter Brunch

Don your aprons and check out our creative and **festive Easter Brunch ideas** – from Easter-shaped pastries to Easter bunnies. Yum!

## #18. Make an Easter Garland



Use Easter egg cut outs, and let your kids paint and colour one each day in the countdown to Easter. We also have **print sample cards** to add extra colour!

String them up into a garland and decorate to your heart's content!

**You May Also Enjoy [WOW Your Guests With These Easy Easter Table Ideas](#)**

## #19. Enjoy Some Indoor Games Together

Play **board games** or **play cards** together. And for other indoor activities, here are **15 Fun & Entertaining Games** to enjoy.

## #20. Make Fingerprint Bunnies

Messy, but lots of fun!

Use your thumb print dipped in paint for the head, and your other finger prints to form the rest of the bunny – you could even repeat this each year to keep in a memory box.

**You May Also Enjoy [8 Fun Easter Crafts for Kids](#)**

## #21. Attend an Easter Parade

A fun day out for all the family will be had attending an Easter parade. If there is not one near you, you can always have your own in your neighbourhood.

## Looking For More?

How about a pop of colour? Bright, breezy and eye-catching, these **Spring-inspired and Easter nails** are sure to brighten your day.

[SHOW ME MORE!](#)

## #22. Create an Easter Play

Have the children put on an Easter play or a puppet show of their own creation. Those mismatched socks are the perfect choice for sock puppets, and old buttons, scraps of wool and fabric, pipe cleaners and ribbons are perfect for making bunnies.

Don't forget to video their show for posterity!

## #23. Go Horse Riding

There's nothing like a few hours of fun horse riding in the country – it's great for the mind as well as the body. **Lessons for first time riders** so this is a fun activity for the whole family or a group of friends to get in on.

## 24. Host a Teddy Bear's Picnic





Hopefully the weather will permit you to have this picnic outside, but failing that, have an indoor picnic in

Pack up some bite-size treats and a colourful blanket to set the scene.

**You May Also Enjoy [Terrific Teddy Bear Picnics for Really Playful Family Fun](#)**

## #25. Head to the Zoo

A trip to the zoo is always a great day out, but at Easter time it will be eggstra special, and there are usu

**You May Also Enjoy [Best Places to See Animals, Birds and Beasts in Ireland](#)**

## #26. Make Cards and Gifts for Teachers

Teachers will embrace the holidays just as much as their students! Have your child make them a card or work is appreciated.

## #27. Go on a Scavenger Hunt

A much loved activity in my house, scavenger hunts are great fun! Let the theme be Easter and off you go before, we have some ideas [here in our 10 Mega-Fun Scavenger Hunt Ideas](#).

**You May Also Enjoy [50 Fun Indoor Activities for Kids](#)**

## #28. Play Bunny Tag

Kids get a ton of exercise when they play bunny tag. Pick one child to be the dog chasing the other kids, hop away from the fast-walking dog. If they are caught, they crouch down and use their arms to make the game is finished. The last bunny caught becomes the dog during the next round.

## #29. Make an Easter Chocolate Cake

This [Easter Chocolate cake](#) is both easy to make and tastes fantastic too!

Kids love baking and this recipe is easy enough for them to follow with just a little help from Mum or Dad

The perfect dessert to accompany your Easter dinner, and is one of those Easter activities for kids that ar

**You May Also Enjoy [Easter Recipes for Kids to Guarantee Empty Plates](#)**

## #30. Fly a Kite



Sometimes the old ideas are the best! Kite flying is also very relaxing. There is bound to be a windy day your kite at the ready and get out for some fresh air as a family.

## #31. Easter Egg Balance

Grab some kitchen utensils, such as a soup ladle, dessert spoon, wooden spoon and potato masher, and decorate the eggs by painting them first.

Ask your kids to choose a utensil and try to balance the egg on top of it and proceed to cross to the other tried all the utensils, ask them which they prefer and why.

**You May Also Enjoy [Eggs 3 Ways: Easter Science Experiments for Kids](#)**

## #32. Make an Easter Newsletter

For your friends and family abroad, why not create a short newsletter that can be printed and included in on your family's news?

## #33. Take a Trip to the Woods



Easter is a lovely time to take a trip to the woods, and enjoy the new growth of Spring. With walks, oler time will be sure to fly by! Just don't forget to bring a picnic.

**You May Also Enjoy [Our Pick of Super Spring Walks for Families in Ireland](#)**

### #34. Make Egg Shakers

Get some plastic eggs and open them up. Decide what you want to put inside your shaker- rice, beans, li bottom part of the egg almost to the rim, then glue the two egg halves together. Why not make a variety sounds?

### #35. Go to the Playground

Head to one of the best resources for kids every town or city has to offer – the local playground! Why no throw in an Easter egg to share to boost energy levels after all that swinging, sliding, running, jumping a

**You May Also Enjoy [Best Playgrounds in Ireland Recommended by Parents & Children](#)**

### #36. Create a Laser Grid

All you need for this ingenious activity is some string or wool (preferably red), sticky tape, and a hallway.

You need to create a grid using the string that the kids will then attempt to pass through without touching the "laser beams".

Anyone who does touch the laser has to return to the start line again. You can begin with an easy grid and increase the level of difficulty with age and ability.

It will occupy them for hours – and you may want to have a go yourself!

### #37. Make a Photo Album

I don't know about you, but I never do anything with the photos I take!

Browse through your camera or phone and print off your favourite photos, then let the kids arrange them

**You May Also Enjoy [How to Take Great Photos: 12 Top Tips for Photographing Kids](#)**

### #38. Skim Stones

Apparently skimming stones is a skill! But if you can find a small rounded, flat stone you should manage little ones. Head to the beach and see who can get the most skims.

### #39. Go Swimming

Create your own waves in the pool and lap up the freedom the water brings. Better still head to a waterp Splashing, slides and lots of smiles!

**You May Also Enjoy [Top Spots in Ireland for Swimming and Splashing Fun with the Family](#)**

### #40. Pin the Tail on the Bunny


Print an Easter bunny on cardboard with the tail area visible. Then cut off the tail area. Each player must and glue some cotton wool to it. Stick some blue-tack to the back of each tail and write each players nar blindfolded before they take their turn of attempting to pin the tail on the bunny.

### #41. Plant Some Flowers

Gather any old welly boots your children have outgrown. Poke a few drainage holes in the bottom of them and then fill them with some compost.

Sunflowers are a favourite among kids as they grow very quickly and are very easy to grow – but choose whichever flower seeds you would like to plant.

Place your new Spring pots along your path or outside your front door. Your kids will love to see their old wellies blooming!



You May Also Enjoy [You Will Love These 11 Creative Garden Crafts for Kids](#)

#### #42. Playdoh Time

Model figurines resembling your family out of Playdoh. Next, roll some egg shapes for Easter eggs. Then "eggs" for your "family" to find – you can create tree shapes and a garden items to hide your eggs behind

#### #43. Easter Story Writing

Have a family story-writing competition. Help younger ones who may be unable to write, but can still make tell their story with pictures, or you can write it for them while they tell it. Or for a keepsake, you could

#### #44. Go Camping

Weather permitting, camping is great fun and a chance to get hands-on with nature. Many fond memories campfire telling jokes or scary stories and watching the stars at night.

You May Also Enjoy [40 Sure-Fire Tips to Make Camping With Kids Fun](#)

#### #45. Take a Day Trip

Take a day trip to a historic town or to a local attraction that you've never visited before. Be a tourist in your hidden gems!

#### #46. Make Easter Masks

Make Easter masks using paper plates and paint. Start by deciding if you want to be a bunny, chick, lamb or an adult cut out the eye holes, then have lots of fun decorating with paint, stickers, string or wool for hair could use card to cut out extra pieces (eg bunny ears) and stick them on too.

#### #47. Blow Some Bubbles



Blowing bubbles should lead to giggles! Use different blowers for a range of bubbly fun. When all the bubbles are gone, try [making your own bubbles](#) using washing-up liquid, sugar and water.

#### #48. Go Grocery Shopping

Write a list of groceries you will need during the Easter holidays. As you add them to your trolley in the supermarket, check off the list and help find the next item.

#### #49. Play Let's Pretend

Reverse the roles and let the kids pretend to be the grown ups and the parents be the kids. Be sure to let the kids referee an argument for the true parenting experience...!

#### #50. Have Fun!

Holidays should be all about having fun, so what are you waiting for? All these ideas for Easter activities are yours – you can have some more ideas of your own – don't forget to share them with us!

You May Also Enjoy [Celebrate Spring with 20 Fun and Easy Easter Desserts](#)

What are your favourite Easter activities for kids? **Leave a comment below and let us know – we'd love to hear!**